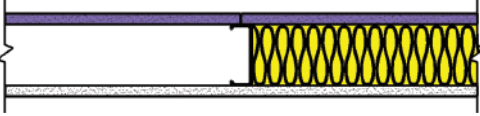
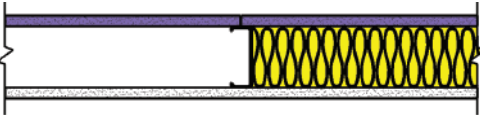
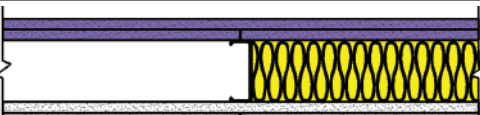
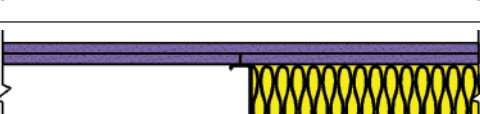
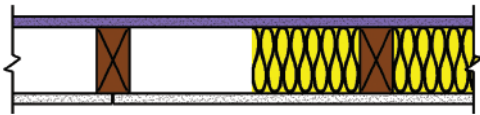
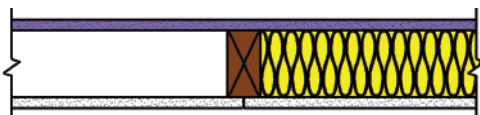
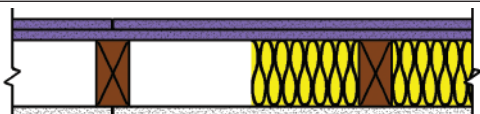
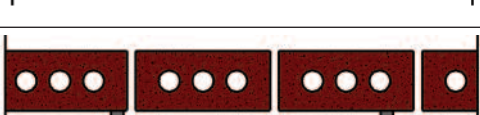


Fire-Rated Assemblies

UL LISTED e ³ XP SHEATHING EXTERIOR PARTITIONS – STEEL FRAMING		
Fire Rating	UL Design No.	Description
1 hr. Load Bearing	U425	 5/8" e ³ XP Sheathing applied vertically to exterior side of 3-1/2", 20 gauge steel studs 24" o.c. 5/8" Fire-Shield Gypsum Board applied vertically to interior side. Joints staggered on opposite side.
1 hr.	U465	 5/8" e ³ XP Sheathing applied vertically to exterior side of 3-5/8" steel studs 24" o.c. 5/8" Fire-Shield Gypsum Board applied vertically to interior side. Joints staggered on opposite side.
2 hr. Load Bearing	U425	 Two layers 5/8" e ³ XP Sheathing applied vertically to exterior side of 3-1/2", 20 gauge steel studs 24" o.c. Two layers 5/8" Fire-Shield Gypsum Board applied vertically to interior side. Joints staggered each layer and side.
2 hr.	U411	 Two layers 5/8" e ³ XP Sheathing applied vertically to exterior side of 2-1/2" steel studs 24" o.c. Two layers 5/8" Fire-Shield Gypsum Board applied vertically to interior side. Joints staggered each layer and side.
UL LISTED e ³ XP SHEATHING EXTERIOR PARTITIONS – WOOD FRAMING		
Fire Rating	UL Design No.	Description
1 hr.	U305	 5/8" e ³ XP Sheathing applied horizontally or vertically to exterior side of 2x4 wood steel studs 16" o.c. 5/8" Fire-Shield Gypsum Board applied horizontally or vertically to interior side. Joints staggered on opposite side.
1 hr.	U309	 5/8" e ³ XP Sheathing applied horizontally or vertically to exterior side of 2x4 wood steel studs 24" o.c. 5/8" Fire-Shield Gypsum Board applied horizontally or vertically to interior side. Joints staggered on opposite side.
2 hr.	U301	 Two layers 5/8" e ³ XP Sheathing applied horizontally or vertically to exterior side of 2x4 wood studs 16" o.c. Two layers 5/8" Fire-Shield Gypsum Board applied horizontally or vertically to interior side. Joints staggered each layer and side.
2 hr.	U302	 1/2" or 5/8" e ³ XP Sheathing applied horizontally or vertically with portland cement stucco, brick veneer, thin brick finishes to exterior side of 2x4 wood steel studs 16" o.c. Two layers 5/8" Fire-Shield Gypsum Board applied horizontally or vertically to interior side. Joints staggered each layer and side.

UL Listed Assemblies

The 5/8" e³XP Fire-Shield Sheathing is classified as Type X for use in the following UL listings: U301, U302, U305, U309, U322, U323, U324, U325, U326, U330, U332, U338, U339, U341, U342, U344, U351, U354, U355, U356, U357, U358, U360, U364, U368, U369,

U371, U379, U405, U411, U418, U420, U421, U422, U425, U434, U439, U449, U450, U460, U465, U466, U475, U487, U494, U499, U505, U524, U525, U531, U646, U647, U648, U649, U651, U652, U926, V408, V415, V419, V420, V421, V425, V430, V432, V433, V434, V435, V438, V449, V450, X510, X526, X528.

In addition, 5/8" e³XP Fire-Shield Sheathing can be used as an insulation underlayment in properly designed/specified roof assemblies to replace gypsum board panels listed in the following UL "P" assemblies: P225, P227, P230, P235, P254, P257, P259, P266, P302, P508, P510, P512, P514, P521, P525, P527, P529, P532, P536, P540, P541, P542,

P543, P701, P713, P714, P717, P718, P719, P720, P722, P725, P727, P728, P729, P730, P731, P732, P733, P734, P7325, P739, P740, P741, P742, P743, P811, P819, P824, P825, P826, P827, P828. Consult the roof system manufacturer or specifier for proper compatibility and application requirements of other roofing components.