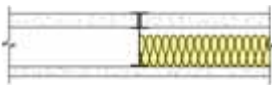
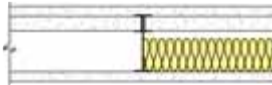
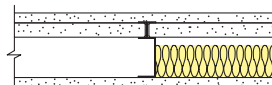
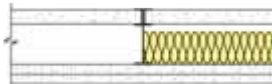


QUICK SELECTOR FOR FIRE AND SOUND RATED SYSTEMS

Gypsum Wallboard Partitions-Shaftwalls, Area Separation Walls (CAD FILE NAME **GOLDM.DWG** OR **GOLDM.DXF**)

No.	Fire Rating		Ref.	Design No.	Description	STC	Test No.
FIRE – SOUND							
1	1 hr.		UL	U499	2 1/2" (63.5 mm), 4" (102 mm) or 6" (152 mm) I-Studs, C-T Studs or C-H Studs 24" o.c. (610 mm). 1" (25.4 mm) Fire-Shield Shaftliner or 1" Fire-Shield Shaftliner XP, one layer of 5/8" (15.9 mm) Fire-Shield Gypsum Wallboard applied horizontally or vertically on side opposite shaftliner. Fire tested both sides.	37	NGC 2001003
			FM GA	WP-755 WP 6905	1 1/2" (38.1 mm) mineral wool or glass fiber in cavity.	42	NGC 2542
2	2 hr.		UL	U498	2 1/2" (63.5 mm), 4" (102 mm) or 6" (152 mm) I-Studs, C-T Studs or C-H Studs 24" o.c. (610 mm). 1" (25.4 mm) Fire-Shield Shaftliner or 1" Fire-Shield Shaftliner XP, and 1 layer of 1/2" (12.7 mm) Fire-Shield C Gypsum Wallboard, 1/2" (12.7 mm) Fire-Shield C Kal-Kore veneer plaster base, or 1/2" (12.7 mm) Fire-Shield C MR Board applied horizontally on each side. Horizontal and vertical joints staggered. Fire tested both sides.	40	NGC 2618
			FM GA	WP-545 WP 7079	1 1/2" (38.1 mm) mineral wool or glass fiber in cavity.	45	NGC 2617
			GA	ASW 1215	U. of Cal.	75-19	5/8" (15.9 mm) Fire-Shield Gypsum Wallboard as face layers.
			GA	ES 7407 WP 7077			
3	2 hr.		UL	U429	2 1/2" (63.5 mm), 4" (102 mm) or 6" (152 mm) C-T Studs or C-H Studs 24" o.c. (610 mm), 1" (25.4 mm), 6" Fire-Shield Shaftliner or 1" Fire-Shield Shaftliner XP and 1 layer of 1/2" (12.7 mm) Fire-Shield C Wallboard applied vertically on each side. Joints staggered 24" on opposite sides.	40	Based on NGC 2618
			GA	WP 7084	1 1/2" (38.1 mm) mineral wool or glass fiber in cavity.	45	Based on NGC 2617
4	2 hr.		UL	U497	2 1/2" (63.5 mm), 4" (102 mm) or 6" (152 mm) I-Studs, C-T Studs or C-H Studs 24" o.c. (610 mm). 1" (25.4 mm) Fire-Shield Shaftliner or 1" Fire-Shield Shaftliner XP and 2 layers of 1/2" (12.7 mm) Fire-Shield C Gypsum Wallboard, 1/2" (12.7 mm) Fire-Shield C Kal-Kore veneer plaster base, or 1/2" (12.7 mm) Fire-Shield C MR Board on corridor side only, base layer horizontal, face layer vertical. Fire tested both sides.	40	NGC 2615
			FM GA	WP-636 WP 7080	1 1/2" (38.1 mm) mineral wool or glass fiber in cavity.	47	NGC 2616
			UL	U497	2 1/2" (63.5 mm), 4" (102 mm) or 6" (152 mm) I-Studs, C-T Studs or C-H Studs 24" o.c. (610 mm). 1" (25.4 mm) Fire-Shield Shaftliner or 1" Fire-Shield Shaftliner XP and two layers 1/2" (12.7 mm) Fire-Shield C Gypsum Wallboard applied horizontally on corridor side. Fire tested both sides.	40	Based on NGC 2615-
			WHI	651-0500.05			
			U. of Cal.	75-17	2 layers 5/8" (15.9 mm) Fire-Shield Wallboard on corridor side.	40	Based on NGC 2615
			GA	ES 7408 WP 7076			

QUICK SELECTOR FOR FIRE AND SOUND RATED SYSTEMS

Gypsum Wallboard Partitions-Shaftwalls, Area Separation Walls (CAD FILE NAME **GOLDM.DWG** OR **GOLDM.DXF**)

No.	Fire Rating	Ref.	Design No.	Description	STC	Test No.
FIRE – SOUND						
5	2 hr.	UL GA	U428 WP 7051	2 1/2" (63.5 mm), 4" (102 mm) or 6" (152 mm) C-T Studs or C-H Studs 24" o.c. (610 mm). 1" (25.4 mm) Fire-Shield Shaftliner or 1" Fire-Shield Shaftliner XP and 2 layers of 1/2" (12.7 mm) Fire-Shield C Wallboard, base layer horizontal, face layer vertical. 1 1/2" (38.1 mm) mineral wool or glass fiber in cavity.	40 47	Based on NGC 2615 Based on NGC 2616
6	2 hr.	FM FM	WP-621 WP-612	Elevator Control Boxes, 4" (102 mm) or 6" (152 mm) I-Studs 24" o.c. (610 mm). 1" (25.4 mm) Fire-Shield Shaftliner or 1" Fire-Shield Shaftliner XP and two layers 1/2" (12.7 mm) Fire-Shield C Gypsum Wallboard on side only, base layer horizontal, face layer vertical. Control boxes corridor and conduit penetrations.	None	None
7	est. 2 hr.	FM	Based on WP-636	2 1/2" (63.5 mm), 4" (102 mm) or 6" (152 mm) I-Studs, C-T Studs or C-H Studs 24" o.c. (610 mm). 1" (25.4 mm) Fire-Shield Gypsum Shaftliner, or 1" Fire-Shield Shaftliner XP, Resilient Furring Channels 24" o.c. (610 mm) on corridor side and two layers 1/2" (12.7 mm) Fire-Shield C Gypsum Wallboard on channels, 1 1/2" (38.1 mm) mineral wool or glass fiber in stud cavity.	51	BBN NGC 2609
8	2 hr.	FM	Based on WP-545	2 1/2" (63.5 mm), 4" (102 mm) or 6" (152 mm) I-Studs, C-T Studs or C-H Studs 24" o.c. (610 mm). 1" (25.4 mm) Fire-Shield Shaftliner or 1" Fire-Shield Shaftliner XP and 1 layer of 1/2" (12.7 mm) Fire-Shield C Gypsum Wallboard or 1/2" (12.7 mm) Fire-Shield C MR Board on one side. Other side 1 layer 1/2" (12.7 mm) Fire-Shield C Wallboard screwed to Resilient Furring Channels 24" o.c. (610 mm) attached to I-Studs with screws in alternate legs. 1 1/2" (38.1 mm) mineral wool or glass fiber in cavity.	50	BBN NGC 2610
9	4 hr.	UL GA	V451 WP 7691	4" (102 mm) I-Studs, C-T Studs or C-H Studs 24" o.c. (610 mm) 1" (25.4 mm) Fire-Shield Shaftliner or 1" Fire-Shield Shaftliner XP and five layers of 5/8" (15.9 mm) Fire-Shield C Wallboard applied vertically to corridor side. Furring channel applied horizontally 16" o.c. (406 mm) over third layer. Vertical joints staggered.		
10	2 hr.	WHI	694-0200.6	2 layers of 1" (25.4 mm) Fire-Shield Shaftliner or 1" Fire-Shield Shaftliner XP inserted in 2" H-Stud 24" o.c. (610 mm). H-Studs and Track covered by 1/2" (12.7 mm) Fire-Shield C Gypsum 6" (152 mm) wide strips.	35	NGC 2827
11	2 hr.	WHI	651-0508	2 layers of 1" (25.4 mm) Fire-Shield Shaftliner or 1" Fire-Shield Shaftliner XP inserted in 2" H-Stud 24" o.c. (610 mm). One nominal 2 x 4 (38 mm x 89 mm) wood stud wall one side. 1" (25.4 mm) air space between Shaftliner and wood studs. Wood studs 16" o.c., (406 mm) faced with one layer 1/2" regular gypsum board. 3 1/2" (88.9 mm) mineral wool or glass fiber in wood stud cavity.	50 55	NGC 2826 NGC 2825
12	2 hr.	UL GA	U347 ASW 1005	2 layers of 1" (25.4 mm) Fire-Shield Shaftliner or 1" Fire-Shield Shaftliner XP inserted in 2" H-Stud 24" o.c. (610 mm). Adjacent construction each side. Minimum 3/4" (19.0 mm) air space between Shaftliner and adjacent construction. 3 1/2" (88.9 mm) mineral wool or glass fiber in both wood stud cavities. 3 1/2" (88.9 mm) mineral wool or glass fiber in wood stud cavity one side.	50 61 55	NGC 2823 TL 05-199 NGC 2824