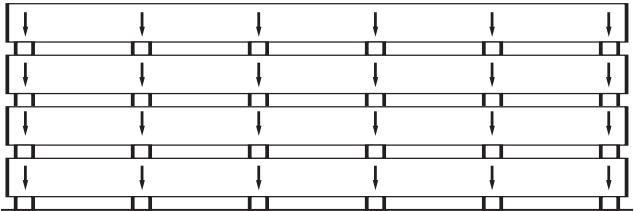


# Stack It The Right Way

## Handling and storage of gypsum wallboard.

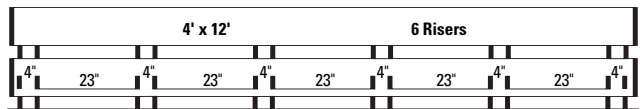
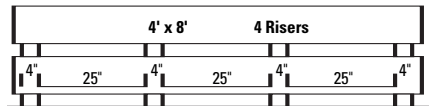
- Use caution and care when moving drywall; the panels are heavy and must be moved using proper lifting techniques or equipment.
- Protect the board edges, corners and ends during transport or in high-traffic areas.
- Storage temperatures should not exceed 125°F (52°C).
- Store panels flat and level. Storing them upright could damage the edges, and creates a danger to employees.
- When storing or stacking multiple layers, use risers or spacers between layers.
- Risers must be vertically aligned from top to bottom to prevent sagging or bowing.

### Correct Method of Placing Risers

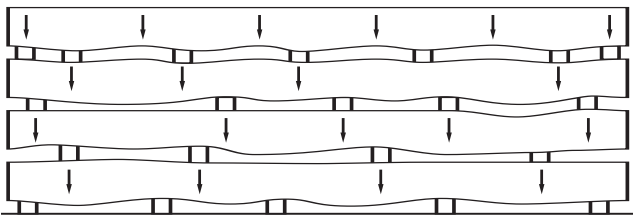


Note that all risers are placed in proper vertical alignment so each tier is evenly supported. Arrows indicate pressure.

### Correct Riser Spacing



### Incorrect Method of Placing Risers



Cumulative pressure on unsupported lower units causes gypsum board to sag. Risers are not spaced evenly or in proper vertical alignment.

Technical Information  
1-800-NATIONAL  
(1-800-628-4662)  
nationalgypsum.com

**National**   
**Gypsum**®

Excellence Across The Board®